

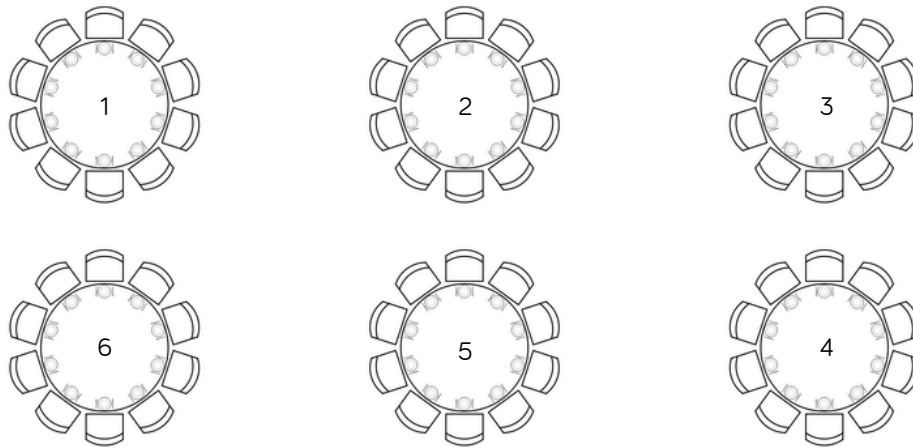
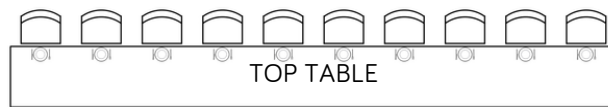
Tyn Dwr Hall

Table plans


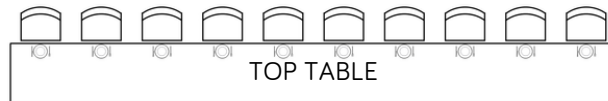
The below is a guidance to how different layouts and table plans can work. Each table is a 6ft round table. We can hire in different sizes and shapes and can discuss this with you during your planning process.

We recommend between 8-10 people per table and no less than 6 guests per table. If you have 100 guests and above, all tables must be full at maximum capacity (10 guests per table)

Top table plus 7 rounds. 80 guests




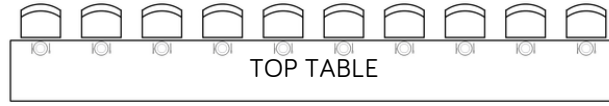
Top table plus 7 rounds. 80 guests



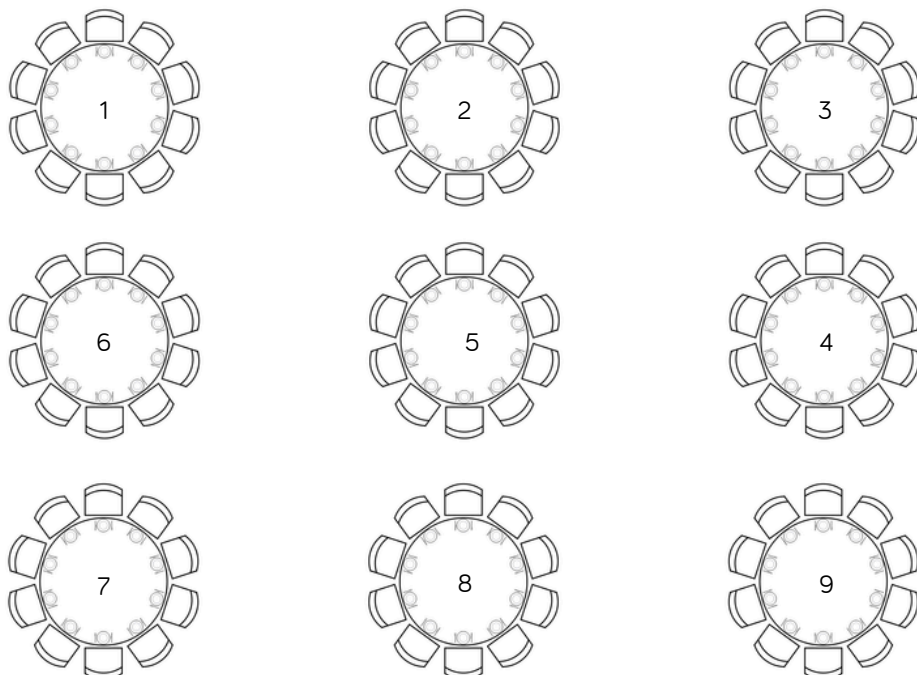
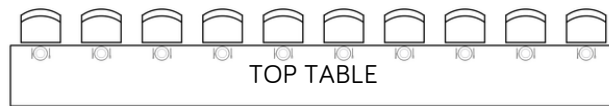
Tyn Dwr Hall

Table plans

Top table plus 8 rounds. 90 guests



Top table plus 9 rounds. 100 guests

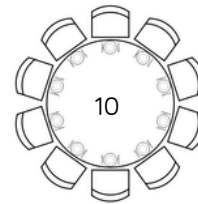


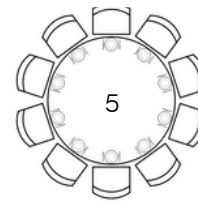



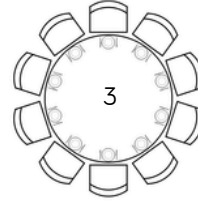


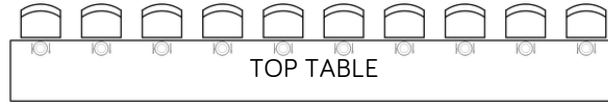


Tyn Dwr Hall

Table plans

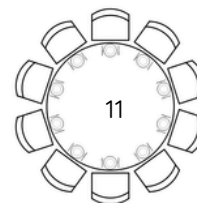
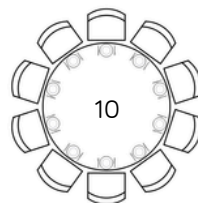
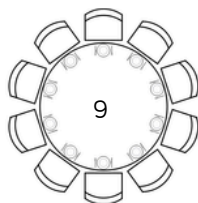

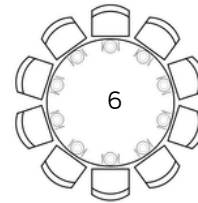

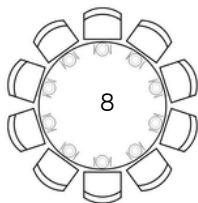

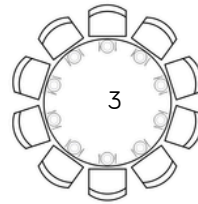


Top table plus 10 rounds. 110 guests

CAKE



Top table plus 11 rounds. 120 guests

CAKE


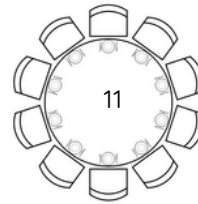
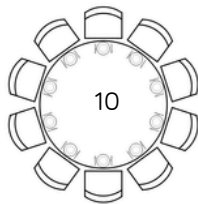






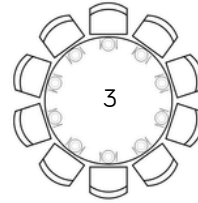
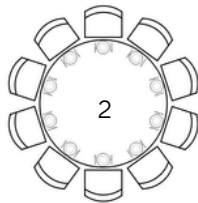

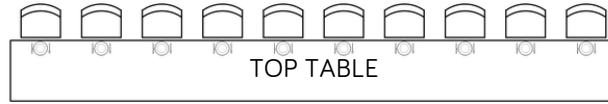


Tyn Dwr Hall

Table plans


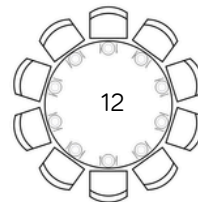
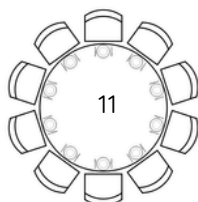

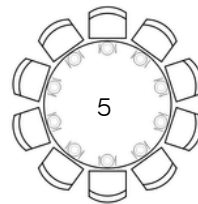
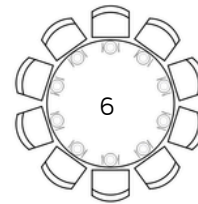


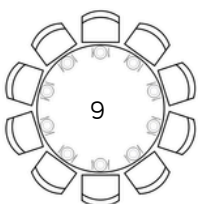
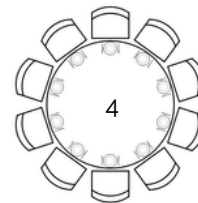
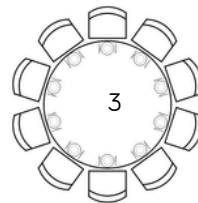

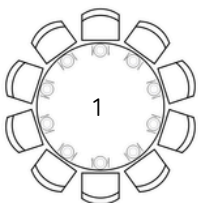

Top table plus 12 rounds. 130 guests

CAKE



Top table plus 13 rounds. 140 guests

CAKE



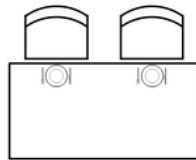
Tyn Dwr Hall

Table plans


For our maximum capacity of 150 please use the 13 round example but with 11 guests per table. You can have different numbers of guests per table but we would suggest splitting them evenly to enhance your overall look and feel.

We can add high chairs in the place of a seat, or a parent can bring a pram.

Alternatives to 10 Top table



Sweetheart Table - just you two



Round in the middle of everyone

Creating your table plan is an exciting part of the wedding planning process—it's your chance to bring loved ones together and set the tone for your celebration.

When planning your seating, consider group dynamics and who will enjoy sitting together. Balance practicality with personality to ensure everyone feels comfortable and included.

At Tyn Dwr Hall, we handle all the table, seat, and place settings for you, so all we need is your finalised plan with guest names. This ensures we can perfectly manage any dietary requirements, allergens, and dish selections, allowing the service to run smoothly.

To make the process more enjoyable, start early, visualise your layout, and involve your partner to share the load. And remember, no plan is ever perfect, so focus on creating a relaxed and welcoming atmosphere that reflects your day.

We're here to help with any questions, so don't hesitate to ask for advice or guidance as you prepare! ✨